

# LINUX VOICE DVD 002

Distros, videos, applications, games, podcasts and more...



## SHOWCASING THE BEST OF FOSS

Welcome to the second Linux Voice DVD. It's been fantastic to hear your feedback about the first issue, so thank you to everyone who got in touch. This issue's DVD, like last month's, is an 8GB dual-layer beast jam-packed with software, videos, podcasts and much more.

We have the latest release of Mageia, a superb desktop distribution that boasts

a whopping nine desktop environments and window managers. It's a great way to explore the different interfaces in the Linux and open source world.

Then we have gNewSense, a completely pure distribution (ie without a single byte of non-free software) that even the notoriously picky Richard Stallman doesn't have a beef with.

And then there are videos, apps and other gems to explore – open [index.html](#) for the full lowdown. We hope you enjoy the disc, and if you have a digital subscription to Linux Voice, you can get the DVD ISO image from our website at [www.linuxvoice.com](#).

Mike Saunders, Disc Editor  
[mike@linuxvoice.com](mailto:mike@linuxvoice.com)

Complete desktop distro

## Mageia 4

A first-class Mandriva spin-off with over 4,400 packages.

One of the biggest reasons for distro hopping is trying out a new desktop environment. Sure, most big-name distros have a range of desktops, but they're often not integrated very well, so you have to choose a specific distro to get a good version of, say, KDE or Gnome.

Mageia is different: the version on our DVD includes nine desktops and window managers, all polished and integrated excellently. So you can try the latest versions of KDE, Gnome, Cinnamon, MATE, Xfce, Enlightenment and more from a single distro. We've included the complete 3.7GB edition of Mageia 4 on the disc, and whether

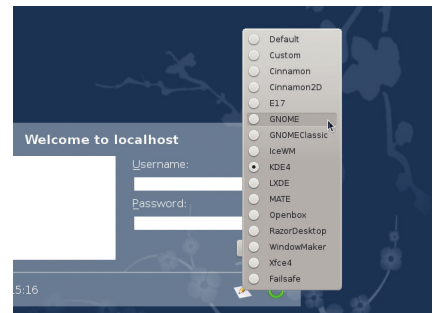
you're a long-time Linux user or are new to the operating system, it's well worth a try. The minimum system requirements are:

- 32 or 64-bit x86 CPU
- 512MB RAM
- 6GB hard drive space

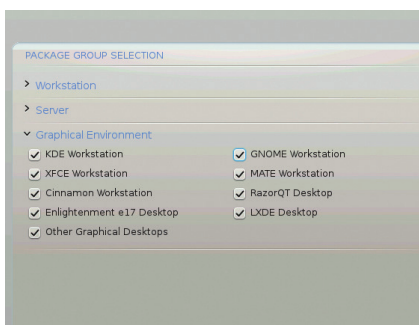
Still, we recommend having 1GB+ RAM for smooth running. To install Mageia, just boot your PC from the Linux Voice DVD – ie start your PC with the disc in the drive. (On some older PCs, you may need to change the boot order in your BIOS so that the DVD drive boots first, so consult your PC documentation or your local Google.)

Choose 'Install Mageia 4' from the boot menu and follow the prompts. If you're completely new to Linux, before installing it's worth loading up [index.html](#) from the disc in Firefox, scrolling down to the Videos section, and watching our videos about installing and using Mageia – they'll get you prepared before you do the installation yourself.

If you want the complete nine-desktop experience, at the Desktop Selection phase of the installation, choose the Custom option. You can then pick and choose which desktops and WMs you want installed. And for more information on Mageia, visit its website at [www.mageia.org](http://www.mageia.org).



After installation, click the pencil and paper icon in the login screen to choose your desktop or window manager.



Choose Custom during the Desktop Selection step of the installation for a big range of options.



RMS-friendly distro

## gNewSense 3.1

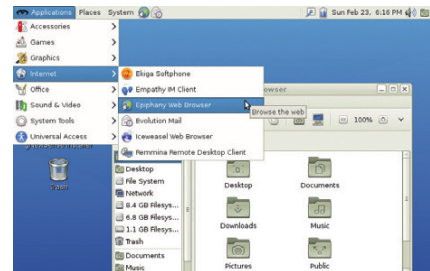
Only free (as in speech) software – a very pure distro.

**W**e're not big fans of the name, but we really like gNewSense. It's a GNU/Linux distro that only contains completely free software: that is, no binary-only drivers or patent-iffy media codecs that many other desktop distros include. Richard Stallman, creator of GNU and the awesome GPL licence, thinks that most GNU/Linux distributions don't help to advance the cause of software freedom by installing those extras – so he likes gNewSense for its purity.

Now, gNewSense isn't as up-to-date as many other desktop distros doing the rounds, but the new 3.1 release does include

various small changes and fixes. We've included this release (the 64-bit version) on the Linux Voice DVD: to install it, just boot your PC from the disc and choose one of the gNewSense options from the boot menu. As well as booting the distro in live mode (which runs from the DVD and has an installer icon on the desktop) you can also perform a text-mode installation, which is ideal if you want to install on older machines or servers.

gNewSense is based on Debian, so any skills you've learnt during your time with Debian and/or Ubuntu will come in useful here. It uses **apt** for package management



**If you hated earlier versions of Gnome 3, it's worth giving the desktop another chance.**

and all the usual tools are present. There's nothing especially fancy about it – it's just a solid all-round distro with a firm focus on freedom. If you love the spirit and goals of free software, give it a go. And if you need any help or support, pop over to the project's website: [www.gnewsense.org](http://www.gnewsense.org).

Not just software!

## Linux Voice videos

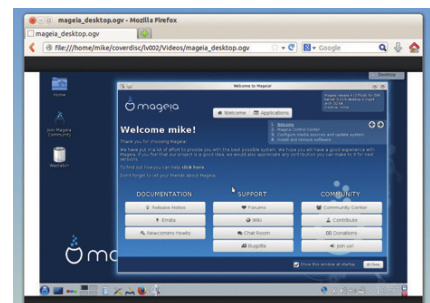
Mageia, FOSSpicks, Retrode and newbie guides.

**W**hen we started work on the first Linux Voice DVD, we wanted to make it much more than just a compendium of the latest Linux software. We wanted it to be a part of the magazine, website and community as a whole, so we decided to make some videos showcasing things covered in the mag. And we've continued that for this month's DVD.

Open [index.html](#) in Firefox and scroll down to the Videos section. Click the links to watch the videos – they're in Ogg Theora

and Vorbis format, so they will play straight away in Firefox without the need for any extra apps or media codecs.

Firstly there are the aforementioned videos explaining how to install Mageia and explore its KDE desktop. Then we have a look at some apps covered in FOSSpicks, including the rather cool Android-x86. Next there's a quick look at the Retrode as covered on page 22. Finally, Graham made some great "new to Linux" videos explaining what Linux is, how to install it and how to



**Thanks to the completely free and open Theora+Vorbis video codec, you can watch our videos straight away in Firefox.**


use it, based on Linux Mint 16 from last issue's DVD. They're essential viewing if you're taking your first steps in Linux.

## And there's more!

Podcasts, software, games, Linux From Scratch...

Legends tell of a faraway group of people, isolated from the rest of the world, with barely any contact with mankind. Little is known about these beings, but one thing is for sure: they're missing out on the most important development in human history. They've never heard the Linux Voice Podcast.

Maybe this issue's DVD will reach their settlements at some point, so we've included the latest episodes for their listening enjoyment. There's lots of Linux banter, lots of discoveries, and lots of off-topicness.

Also on the disc are a bunch of new desktop applications including LibreOffice 4.2 (in Deb and RPM formats), PCManFM 1.2 and Anjuta 3.11.4. We have a selection of hot games such as Ember 0.7.1, along with the latest kernel and GCC code for those who want to live on the bleeding edge. Oh, and if you have a few hours spare and want to get your hands dirty with a new project, try Linux From Scratch: it teaches you how to make your own custom Linux distribution, compiling every little piece yourself. It's ace. 



**Join the online RPG WorldForge using Ember, and buy pigs from strangers.**